




RefectoCil®



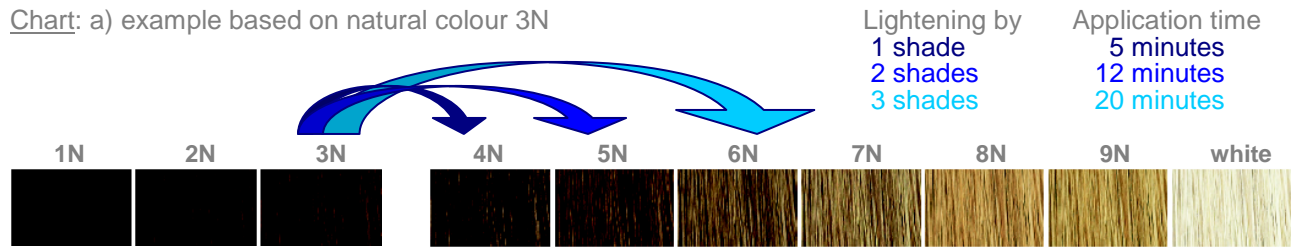
RefectoCil No. 0 blond bleaching paste for eyebrows LIGHTENS eyebrows up to 3 shades

- YOUR CLIENT HAS BLEACHED/DYED BLOND HAIR BUT TOO PROMINENT OR DARK EYEBROWS?
- YOUR CLIENT WANTS AN INTENSE RED/CHESTNUT COLOUR BUT HER EYEBROWS ARE TOO DARK TO ACHIEVE THE TINTING RESULT DESIRED?


RefectoCil bleaching paste No. 0 blond lightens eyebrows up to 3 shades. Working similar to bleaching powder for hair, it was developed to meet all regulations applicable for bleaching eyebrows. Mixed with RefectoCil Oxidant 3% Creme, RefectoCil No. 0 blond enables salons, for the first time ever, to LIGHTEN too dark eyebrows and then tint them with colours like red or chestnut and achieve the tinting result desired. Depending on the application time the following bleaching results can be achieved:



Chart: a) example based on natural colour 3N



When to lighten eyebrows with RefectoCil No. 0 blond?




- to achieve the desired natural colour (4N to 9N) as basis before tinting with RefectoCil No. 4 chestnut and No. 4.1 red for a perfect match with client's dyed hair colour
- to match too prominent or dark eyebrows with bleached/dyed blond hair





➤ Lighten eyebrows to achieve the desired natural colour (4N to 9N) as basis before tinting with RefectoCil No. 4 chestnut and No. 4.1 red for a perfect match with client's dyed hair colour

By using RefectoCil No. 0 blond to bleach eyebrows before tinting with No. 4 chestnut and No. 4.1 red you can achieve a variety of red and auburn colours, no matter what your client's natural hair colour is. RefectoCil No. 4 chestnut and No. 4.1 red can be used without prior bleaching for natural colours from 4N to 9N. For natural colours 1N to 3N use RefectoCil No.0 blond before tinting with No.4 chestnut or No. 4.1 red in order to achieve 4N or lighter, as desired.



➤ Match too prominent or dark eyebrows with bleached/dyed blond hair

Clients with dyed blond hair, whose natural colour is black or brown, will be surprised! In the past "false blonds" could easily be identified, because of the too prominent or dark eyebrows. This belongs to the past now! From now on eyebrows can be lightened with RefectoCil No. 0 blond up to 3 shades and by this matched perfectly with the shade of bleached/dyed blond hair.

Instructions for use

Preparation: Mix 2 cm of RefectoCil No. 0 blond and 20-25 drops of RefectoCil Oxidant cream into a creamy paste using the enclosed application stick.

Lightening: Once your customer has closed her eyes, apply the creamy paste onto the eyebrows with the help of the application stick. The application of the bleaching paste requires a little practice, because the bleaching paste has a different consistency compared to the eyelash and eyebrow tint. The best way is to use the RefectoCil Application Stick. With the narrow tip the paste can be applied precisely onto the eyebrows. Please note that the paste must be applied evenly and generously to the eyebrows. For an even result it is not sufficient to apply the paste superficially, but each hair must be completely covered with the paste from root to tip.

Application time: 5-20 minutes, depending on the degree of bleaching desired.

Cleaning the eyebrows: At the end of the application time, remove any excess paste with a dry cotton ball, then clean with a moist cotton ball. Then clean with RefectoCil Demaquillant (especially if tinting is to be done afterwards), because for an optimum tinting results the eyebrows must be free of oil.

Important: Mix RefectoCil bleaching paste No. 0 blond exclusively with RefectoCil Oxidant 3% creme (not RefectoCil Oxidant 3% liquid!). **CAUTION:** do not mix with eyelash and eyebrow tints! This product must not be used for tinting eyelashes!

Content: 15 ml. Sufficient for approximately 30 applications. Please read the instructions of use.

RefectoCil – for long-lasting beauty!

